


4423 m.

# GRAN PREMIO RED BULL DE ESPAÑA

## Free Practice Nr. 3

### Classification

10

		Rider	Nation	Team	Motorcycle	Time	Lap Total	Gap	Top Speed
1	16	Andrea MIGNO	ITA	Rivacold Snipers Team	HONDA	<b>1'44.988</b>	15 16		<b>214.7</b>
2	53	Deniz ÖNCÜ	TUR	Red Bull KTM Tech 3	KTM	<b>1'45.566</b>	13 15	0.578 0.578	<b>217.3</b>
3	17	John MCPHEE	GBR	Petronas Sprinta Racing	HONDA	<b>1'45.598</b>	15 16	0.610 0.032	<b>214.7</b>
4	40	Darryn BINDER	RSA	Petronas Sprinta Racing	HONDA	<b>1'45.662</b>	13 15	0.674 0.064	<b>212.1</b>
5	12	Filip SALAC	CZE	Rivacold Snipers Team	HONDA	<b>1'45.795</b>	13 13	0.807 0.133	<b>211.7</b>
6	5	Jaume MASIA	SPA	Red Bull KTM Ajo	KTM	<b>1'45.797</b>	13 15	0.809 0.002	<b>215.5</b>
7	43	Xavier ARTIGAS	SPA	Leopard Racing	HONDA	<b>1'45.949</b>	13 14	0.961 0.152	<b>216.4</b>
8	24	Tatsuki SUZUKI	JPN	SIC58 Squadra Corse	HONDA	<b>1'46.032</b>	10 13	1.044 0.083	<b>214.2</b>
9	2	Gabriel RODRIGO	ARG	Indonesian Racing Gresini Moto3	HONDA	<b>1'46.057</b>	16 17	1.069 0.025	<b>213.4</b>
10	71	Ayumu SASAKI	JPN	Red Bull KTM Tech 3	KTM	<b>1'46.078</b>	13 15	1.090 0.021	<b>215.1</b>
11	92	Yuki KUNII	JPN	Honda Team Asia	HONDA	<b>1'46.091</b>	15 16	1.103 0.013	<b>214.7</b>
12	50	Jason DUPASQUIER	SWI	CarXpert PruestelGP	KTM	<b>1'46.209</b>	13 14	1.221 0.118	<b>216.8</b>
13	23	Niccolò ANTONELLI	ITA	Avintia Esponsorama Moto3	KTM	<b>1'46.217</b>	11 15	1.229 0.008	<b>213.4</b>
14	6	Ryusei YAMANAKA	JPN	CarXpert PruestelGP	KTM	<b>1'46.218</b>	14 15	1.230 0.001	<b>212.1</b>
15	19	Andi Farid IZDIHAR	INA	Honda Team Asia	HONDA	<b>1'46.267</b>	15 16	1.279 0.049	<b>214.2</b>
16	37	Pedro ACOSTA	SPA	Red Bull KTM Ajo	KTM	<b>1'46.295</b>	11 13	1.307 0.028	<b>209.7</b>
17	99	Carlos TATAY	SPA	Avintia Esponsorama Moto3	KTM	<b>1'46.315</b>	14 18	1.327 0.020	<b>212.1</b>
18	82	Stefano NEPA	ITA	BOE Owlride	KTM	<b>1'46.344</b>	12 13	1.356 0.029	<b>212.5</b>
19	7	Dennis FOGGIA	ITA	Leopard Racing	HONDA	<b>1'46.374</b>	16 16	1.386 0.030	<b>214.7</b>
20	28	Izan GUEVARA	SPA	Solunion GASGAS Aspar Team	GASGAS	<b>1'46.471</b>	8 15	1.483 0.097	<b>214.7</b>
21	52	Jeremy ALCOBA	SPA	Indonesian Racing Gresini Moto3	HONDA	<b>1'46.492</b>	13 15	1.504 0.021	<b>215.5</b>
22	11	Sergio GARCIA	SPA	Solunion GASGAS Aspar Team	GASGAS	<b>1'46.658</b>	7 12	1.670 0.166	<b>216.4</b>
23	31	Adrian FERNANDEZ	SPA	Sterilgarda Max Racing Team	HUSQVARNA	<b>1'47.338</b>	14 14	2.350 0.680	<b>216.0</b>
24	54	Riccardo ROSSI	ITA	BOE Owlride	KTM	<b>1'47.354</b>	10 14	2.366 0.016	<b>213.4</b>
25	73	Maximilian KOFLER	AUT	CIP Green Power	KTM	<b>1'47.398</b>	15 16	2.410 0.044	<b>211.7</b>
26	20	Lorenzo FELLON	FRA	SIC58 Squadra Corse	HONDA	<b>1'47.427</b>	13 15	2.439 0.029	<b>211.3</b>
27	27	Kaito TOBA	JPN	CIP Green Power	KTM	<b>1'47.563</b>	13 17	2.575 0.136	<b>213.8</b>
28	55	Romano FENATI	ITA	Sterilgarda Max Racing Team	HUSQVARNA	<b>1'49.480</b>	2 6	4.492 1.917	<b>207.6</b>

Practice condition: **Dry**

Air: 13°

Humidity: 63%

Ground: 18°

<b>Fastest Lap:</b>	Lap: 15	<b>Andrea MIGNO</b>	<b>1'44.988</b>	151.6 Km/h
<b>Best Race Lap:</b>	2020	<b>Jaume MASIA</b>	<b>1'46.060</b>	150.1 Km/h
<b>All Time Lap Record:</b>	2021	<b>Andrea MIGNO</b>	<b>1'44.988</b>	151.6 Km/h

The results are provisional until the end of the limit for protest and appeals.

Time limit for protest expires 30' after publication of the results - ..... Time: .....

These data/results cannot be reproduced, stored and/or transmitted in whole or in part by any manner of electronic, mechanical, photocopying, recording, broadcasting or otherwise now known or herein after developed without the previous express consent by the copyright owner, except for reproduction in daily press and regular printed publications on sale to the public within 60 days of the event related to those data/results and always provided that copyright symbol appears together as follows below.

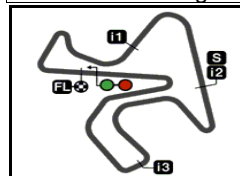
© DORNA, 2021

Official MotoGP Timing by TISSOT  
www.motogp.com

Jerez de la Frontera, Saturday, May 01, 2021

moto3™






4423 m.

## GRAN PREMIO RED BULL DE ESPAÑA

## Free Practice Nr. 3

## Combined Free Practice Times

11

		Rider	Nation	Team	MOTORCYCLE	FP1	FP2	FP3	Gap
1	16	A.MIGNO	ITA	Rivacold Snipers Team	HONDA	1'46.621 15	1'46.418 15	<b>1'44.988</b> 15	
2	53	D.ÖNCÜ	TUR	Red Bull KTM Tech 3	KTM	1'46.568 14	1'46.464 17	<b>1'45.566</b> 13	0.578 0.578
3	17	J.MCPHEE	GBR	Petronas Sprinta Racing	HONDA	1'47.898 13	1'46.674 15	<b>1'45.598</b> 15	0.610 0.032
4	2	G.RODRIGO	ARG	Indonesian Racing Gresini Moto3	HONDA	1'46.488 14	<b>1'45.651</b> 7	1'46.057 16	0.663 0.053
5	40	D.BINDER	RSA	Petronas Sprinta Racing	HONDA	1'46.651 14	1'46.188 12	<b>1'45.662</b> 13	0.674 0.011
6	12	F.SALAC	CZE	Rivacold Snipers Team	HONDA	1'47.397 14	1'46.598 13	<b>1'45.795</b> 13	0.807 0.133
7	5	J.MASIA	SPA	Red Bull KTM Ajo	KTM	1'46.548 15	1'46.498 14	<b>1'45.797</b> 13	0.809 0.002
8	23	N.ANTONELLI	ITA	Avintia Esponsorama Moto3	KTM	1'46.319 16	<b>1'45.907</b> 12	1'46.217 11	0.919 0.110
9	43	X.ARTIGAS	SPA	Leopard Racing	HONDA	1'47.005 14	1'46.783 8	<b>1'45.949</b> 13	0.961 0.042
10	24	T.SUZUKI	JPN	SIC58 Squadra Corse	HONDA	1'47.965 7	1'46.600 4	<b>1'46.032</b> 10	1.044 0.083
11	55	R.FENATI	ITA	Sterilgarda Max Racing Team	HUSQVARNA	1'46.716 14	<b>1'46.060</b> 10	1'49.480 2	1.072 0.028
12	50	J.DUPASQUIER	SWI	CarXpert PruestelGP	KTM	1'46.531 13	<b>1'46.072</b> 13	1'46.209 13	1.084 0.012
13	71	A.SASAKI	JPN	Red Bull KTM Tech 3	KTM	1'48.910 17	1'46.528 15	<b>1'46.078</b> 13	1.090 0.006
14	92	Y.KUNII	JPN	Honda Team Asia	HONDA	1'47.313 16	1'46.957 16	<b>1'46.091</b> 15	1.103 0.013
15	6	R.YAMANAKA	JPN	CarXpert PruestelGP	KTM	1'46.854 16	1'46.226 15	<b>1'46.218</b> 14	1.230 0.127
16	19	A.IZDIHAR	INA	Honda Team Asia	HONDA	1'47.605 15	1'48.122 13	<b>1'46.267</b> 15	1.279 0.049
17	37	P.ACOSTA	SPA	Red Bull KTM Ajo	KTM	1'46.901 15	1'46.451 12	<b>1'46.295</b> 11	1.307 0.028
18	99	C.TATAY	SPA	Avintia Esponsorama Moto3	KTM	1'47.200 16	1'48.366 9	<b>1'46.315</b> 14	1.327 0.020
19	82	S.NEPA	ITA	BOE Owlride	KTM	1'46.662 14	1'46.621 14	<b>1'46.344</b> 12	1.356 0.029
20	7	D.FOGGIA	ITA	Leopard Racing	HONDA	1'46.595 14	1'46.963 9	<b>1'46.374</b> 16	1.386 0.030
21	28	I.GUEVARA	SPA	Solunion GASGAS Aspar Team	GASGAS	1'47.942 9	1'46.696 10	<b>1'46.471</b> 8	1.483 0.097
22	52	J.ALCOBA	SPA	Indonesian Racing Gresini Moto3	HONDA	1'47.565 16	1'46.600 13	<b>1'46.492</b> 13	1.504 0.021
23	11	S.GARCIA	SPA	Solunion GASGAS Aspar Team	GASGAS	1'47.393 13	1'46.766 10	<b>1'46.658</b> 7	1.670 0.166
24	54	R.ROSSI	ITA	BOE Owlride	KTM	<b>1'46.841</b> 16	1'48.016 16	1'47.354 10	1.853 0.183
25	31	A.FERNANDEZ	SPA	Sterilgarda Max Racing Team	HUSQVARNA	1'47.340 11	<b>1'46.856</b> 7	1'47.338 14	1.868 0.015
26	73	M.KOFLER	AUT	CIP Green Power	KTM	1'49.297 13	<b>1'47.144</b> 8	1'47.398 15	2.156 0.288
27	20	L.FELLON	FRA	SIC58 Squadra Corse	HONDA	1'48.296 11	1'47.568 11	<b>1'47.427</b> 13	2.439 0.283
28	27	K.TOBA	JPN	CIP Green Power	KTM	1'48.503 16	<b>1'47.493</b> 11	1'47.563 13	2.505 0.066

<b>Pole Position Record:</b>	2020	<b>Tatsuki SUZUKI</b>	<b>1'45.410</b>	151.0 Km/h
<b>Best Race Lap:</b>	2020	<b>Jaume MASIA</b>	<b>1'46.060</b>	150.1 Km/h
<b>All Time Lap Record:</b>	2021	<b>Andrea MIGNO</b>	<b>1'44.988</b>	151.6 Km/h

The results are provisional until the end of the limit for protest and appeals.

Time limit for protest expires 60' after publication of the results - ..... Time: .....

These data/results cannot be reproduced, stored and/or transmitted in whole or in part by any manner of electronic, mechanical, photocopying, recording, broadcasting or otherwise now known or herein after developed without the previous express consent by the copyright owner, except for reproduction in daily press and regular printed publications on sale to the public within 60 days of the event related to those data/results and always provided that copyright symbol appears together as follows below.

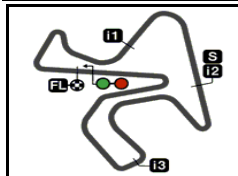
© DORNA, 2021

Official MotoGP Timing by TISSOT  
www.motogp.com

Jerez de la Frontera, Saturday, May 01, 2021







4423 m.

# GRAN PREMIO RED BULL DE ESPAÑA

## Free Practice Nr. 3

### Top Speed & Average

12



Rider	Nation	Motorcycle	Top 5 speeds					Average	Top
53 Deniz ÖNCÜ	TUR	KTM	217.3	216.4	214.7	210.5	210.5	213.3	217.3
50 Jason DUPASQUIER	SWI	KTM	216.8	213.8	213.4	213.4	212.1	213.9	216.8
11 Sergio GARCIA	SPA	GASGAS	216.4	215.1	214.7	212.1	212.1	214.1	216.4
43 Xavier ARTIGAS	SPA	HONDA	216.4	216.4	216.4	212.5	212.5	214.8	216.4
31 Adrian FERNANDEZ	SPA	HUSQVARNA	216.0	215.1	214.2	213.8	211.3	213.6	216.0
5 Jaume MASIA	SPA	KTM	215.5	214.7	213.8	213.4	213.4	214.2	215.5
52 Jeremy ALCOBA	SPA	HONDA	215.5	212.1	211.3	210.9	210.9	212.1	215.5
71 Ayumu SASAKI	JPN	KTM	215.1	213.8	213.0	212.1	212.1	213.2	215.1
7 Dennis FOGGIA	ITA	HONDA	214.7	213.8	213.4	213.0	213.0	213.6	214.7
16 Andrea MIGNO	ITA	HONDA	214.7	214.2	213.8	212.5	212.1	213.2	214.7
17 John MCPHEE	GBR	HONDA	214.7	214.2	213.4	212.1	211.3	212.8	214.7
28 Izan GUEVARA	SPA	GASGAS	214.7	214.7	213.4	213.4	213.0	213.8	214.7
92 Yuki KUNII	JPN	HONDA	214.7	213.0	213.0	212.1	212.1	213.0	214.7
19 Andi Farid IZDIHAR	INA	HONDA	214.2	211.3	210.9	210.9	210.9	211.6	214.2
24 Tatsuki SUZUKI	JPN	HONDA	214.2	213.4	212.1	210.9	210.9	212.3	214.2
27 Kaito TOBA	JPN	KTM	213.8	212.1	211.3	210.5	209.3	211.4	213.8
2 Gabriel RODRIGO	ARG	HONDA	213.4	213.0	212.5	211.7	210.9	212.3	213.4
23 Niccolò ANTONELLI	ITA	KTM	213.4	213.0	213.0	212.5	211.7	212.7	213.4
54 Riccardo ROSSI	ITA	KTM	213.4	210.5	209.7	208.8	208.8	210.2	213.4
82 Stefano NEPA	ITA	KTM	212.5	210.9	210.9	210.9	210.9	211.2	212.5
6 Ryusei YAMANAKA	JPN	KTM	212.1	212.1	211.7	210.5	210.5	211.4	212.1
40 Darryn BINDER	RSA	HONDA	212.1	212.1	211.7	209.7	209.7	210.8	212.1
99 Carlos TATAY	SPA	KTM	212.1	210.9	210.1	210.1	210.1	210.7	212.1
12 Filip SALAC	CZE	HONDA	211.7	210.9	210.5	209.3	208.8	210.2	211.7
73 Maximilian KOFLER	AUT	KTM	211.7	211.7	210.1	208.0	207.6	209.8	211.7
20 Lorenzo FELLON	FRA	HONDA	211.3	210.9	210.5	209.7	209.3	210.0	211.3
37 Pedro ACOSTA	SPA	KTM	209.7	209.7	209.7	209.3	208.8	209.3	209.7
55 Romano FENATI	ITA	HUSQVARNA	207.6	206.5	206.1	206.1	205.7	206.4	207.6

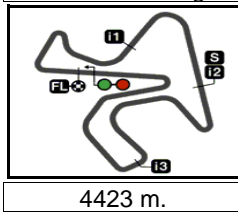
These data/results cannot be reproduced, stored and/or transmitted in whole or in part by any manner of electronic, mechanical, photocopying, recording, broadcasting or otherwise now known or herein after developed without the previous express consent by the copyright owner, except for reproduction in daily press and regular printed publications on sale to the public within 60 days of the event related to those data/results and always provided that copyright symbol appears together as follows below.

© DORNA, 2021

Official MotoGP Timing by TISSOT  
www.motogp.com



Jerez de la Frontera, Saturday, May 01, 2021



**GRAN PREMIO RED BULL DE ESPAÑA**  
**Free Practice Nr. 3**  
**Chronological Analysis of Performances**

**13**

\* Lap / Sector time cancelled      **T1** Time from finish line to 1st intermediate      **T3** Time from 2nd intermed. to 3rd intermed.  
**P** Crossing the finish line in pit lane      **T2** Time from 1st intermed. to 2nd intermed.      **T4** Time from 3rd intermediate to finish line

Lap	Lap Time	T1	T2	T3	T4	Speed	Lap	Lap Time	T1	T2	T3	T4	Speed
<b>1st 16</b> Andrea MIGNO      Rivacold Snipers Tea ITA							7	1'43.166 P	26.306	16.329	31.761	28.770	210.9
Runs=3      Total laps=16      Full laps=8							8	1'50.253 *	28.793	16.479	31.598	33.383*	207.2
1	3'22.501	30.133	16.792	34.505	34.190	208.8	9	<b>1'46.653</b>	26.214	16.268	31.172	32.999	208.8
2	<b>1'48.127</b>	26.817	16.390	31.585	33.335	210.5	10	<b>1'46.839</b>	26.085	16.160	31.268	33.326	211.3
3	<b>1'47.199</b>	26.345	16.313	31.400	33.141	212.1	11	<b>1'49.021</b>	26.221	16.250	33.056	33.494	208.0
4	1'50.114 *	26.186	16.347	34.284*	33.297	211.3	12	<b>1'46.909</b>	26.064	16.242	31.291	33.312	208.4
5	<b>1'47.038</b>	26.163	16.255	31.307	33.313	211.7	13	1'43.846 P	26.612	16.578	31.914	28.742	205.3
6	1'46.875 *	26.222	16.334	31.219	33.100*	212.1	14	1'49.906 *	29.026	16.255	31.090	33.535*	211.3
7	<b>1'51.091</b>	26.356	18.572	32.249	33.914	190.4	15	<b>1'45.598</b>	25.920	<b>16.021</b>	<b>30.849</b>	<b>32.808</b>	213.4
8	6'10.805 P	26.45*	16.569	31.492	4'56.287	208.4	16	1'50.734 *	29.541	16.456	31.525	33.212*	210.1
9	1'52.675	29.713	16.624	31.695	34.643	208.8	<b>PIT</b> <b>25.880</b> 16.028      31.780      31.881      214.2						
10	<b>1'46.159</b>	25.923	16.169	31.047	33.020	212.5	<b>4th 40</b> Darryn BINDER      Petronas Sprinta Raci RSA						
11	1'46.437 *	26.041*	16.292	31.115	32.990	210.5	Runs=3      Total laps=15      Full laps=6						
12	8'36.005 P	26.073	16.271	31.372	7'22.289	210.5	1	3'15.662 *	33.363	17.029	32.873	34.392*	203.7
13	1'51.154 *	29.045	16.513	31.598	33.998*	210.5	2	<b>1'48.444</b>	26.703	16.438	31.703	33.600	207.2
14	<b>1'45.405</b>	25.865	16.033	30.868	32.639	214.2	3	<b>1'47.646</b>	26.322	16.335	31.516	33.473	207.6
15	<b>1'44.988</b>	<b>25.668</b>	<b>15.948</b>	<b>30.782</b>	<b>32.590</b>	<b>214.7</b>	4	1'54.885 *	31.620	17.670	31.869*	33.726	209.7
16	<b>1'49.115</b>	28.249	16.192	31.185	33.489	213.8	5	1'47.518 *	26.361	16.301	31.372	33.484*	209.7
<b>2nd 53</b> Deniz ÖNCÜ      Red Bull KTM Tech 3 TUR							6	<b>1'47.412</b>	26.338	16.331	31.302	33.441	209.7
Runs=3      Total laps=16      Full laps=7							7	1'43.370 P	26.461*	16.548	31.807	28.549	206.5
1	2'12.815	29.433	16.547	31.647	33.452	208.4	8	1'49.963	28.255	16.493	31.610	33.605	208.4
2	<b>1'47.306</b>	26.232	16.283	31.395	33.396	210.1	9	1'47.929 *	26.306	16.419	31.469	33.735*	209.3
3	<b>1'46.943</b>	26.230	16.278	31.171	33.264	210.5	10	<b>1'48.598</b>	26.622	16.481	31.672	33.823	208.0
4	<b>1'49.145</b>	26.343	16.474	32.796	33.532	208.8	11	1'46.215 P	26.745	16.675	33.862	28.933	206.5
5	<b>1'46.495</b>	26.059	16.261	31.169	33.006	210.1	12	1'55.003 *	28.699	17.287	35.131	33.886*	196.0
6	1'41.263 P	26.197	16.475	31.398	27.193	206.5	13	<b>1'45.662</b>	25.963	<b>16.030</b>	<b>30.773</b>	<b>32.896</b>	211.7
7	1'52.135	29.922	16.566	31.630	34.017	206.5	14	1'48.746 *	<b>25.814</b>	16.255	33.412	33.265*	<b>212.1</b>
8	1'48.037 *	26.491*	16.523	31.316	33.702	208.8	15	<b>1'45.928</b>	25.837	16.047	31.050	32.994	212.1
9	<b>1'47.342</b>	26.321	16.371	31.231	33.419	210.5	<b>5th 12</b> Filip SALAC      Rivacold Snipers Tea CZE						
10	1'47.160 *	26.361*	16.404	31.217	33.179	210.1	Runs=3      Total laps=14      Full laps=6						
11	1'43.188 P	27.39*	16.628	31.664	27.499	204.1	1	3'17.615	29.935	17.324	33.335	34.590	206.1
12	1'51.556 *	29.280	16.464	31.840	33.972*	204.1	2	<b>1'48.574</b>	26.713	16.342	31.610	33.909	209.3
13	<b>1'45.566</b>	25.913	<b>16.015</b>	<b>30.820</b>	32.818	214.7	3	<b>1'48.184</b>	26.519	16.434	31.549	33.682	208.0
14	1'48.137 *	<b>25.816</b>	16.054	31.080	35.187*	216.4	4	1'49.971 *	26.470	16.540	33.034*	33.927	208.4
15	<b>1'45.687</b>	26.019	16.145	30.860	<b>32.663</b>	210.5	5	<b>1'48.052</b>	26.491	16.377	31.479	33.705	208.8
unfinished	27.439	16.016				<b>217.3</b>	6	9'51.501 P	26.394	16.426	31.542	8'37.139	208.4
<b>3rd 17</b> John MCPHEE      Petronas Sprinta Raci GBR							7	1'51.660	29.669	16.615	31.814	33.562	205.3
Runs=3      Total laps=17      Full laps=8							8	<b>1'47.619</b>	26.327	16.361	31.579	33.352	206.5
1	3'17.106	33.581	17.496	33.319	34.226	204.9	9	1'47.262 *	26.291*	16.411	31.210	33.351	207.2
2	<b>1'47.752</b>	26.570	16.260	31.610	33.312	<b>214.7</b>	10	7'10.248 P	26.230	16.459	31.482	5'56.077	206.8
3	<b>1'47.580</b>	26.385	16.336	31.536	33.323	208.4	11	2'06.024	34.755	18.490	33.590	39.189	178.2
4	1'50.246 *	27.352	16.763	32.393*	33.738	205.3	12	<b>1'45.987</b>	26.177	16.151	<b>30.800</b>	<b>32.859</b>	210.5
5	1'52.259 *	26.587	16.502	35.314	33.856*	204.9	13	<b>1'45.795</b>	<b>25.901</b>	<b>16.110</b>	30.907	32.877	210.9
6	<b>1'47.302</b>	26.378	16.328	31.404	33.192	212.1	unfinished	25.939	16.213			<b>211.7</b>	

**Fastest Lap:** Andrea MIGNO      Rivacold Snipers Tea ITA      **1'44.988**      25.668      15.948      30.782      32.590

These data/results cannot be reproduced, stored and/or transmitted in whole or in part by any manner of electronic, mechanical, photocopying, recording, broadcasting or otherwise now known or herein after developed without the previous express consent by the copyright owner, except for reproduction in daily press and regular printed publications on sale to the public within 60 days of the event related to those data/results and always provided that copyright symbol appears together as follows below.  
 © DORNA, 2021



## Free Practice Nr. 3

Moto3

Lap	Lap Time	T1	T2	T3	T4	Speed	Lap	Lap Time	T1	T2	T3	T4	Speed	
<b>6th</b>	<b>5</b>	<b>Jaume MASIA</b>			Red Bull KTM Ajo		SPA	4	1'48.435 *	26.49 *	16.554	31.830	33.560 *	208.8
		Runs=3	Total laps=15	Full laps=10			5	1'47.928 *	26.429	16.486	31.526	33.487 *	209.3	
1	2'57.945	31.737	16.842	32.296	33.859	206.5	6	<b>1'47.981</b>	26.486	16.575	31.480	33.440	207.6	
2	<b>1'48.249</b>	26.586	16.414	31.618	33.631	209.7	7	<b>1'47.746</b>	26.391	16.481	31.438	33.436	206.8	
3	<b>1'47.423</b>	26.453	16.293	31.517	33.160	214.7	8	1'45.508 P	26.750	17.015	32.248	29.495	201.8	
4	<b>1'47.384</b>	26.266	16.281	31.678	33.159	215.5	9	1'59.758	36.385	16.627	32.917	33.829	209.3	
5	<b>1'47.455</b>	26.417	16.218	31.431	33.389	211.3	10	<b>1'48.120</b>	26.520	16.509	31.616	33.475	208.0	
6	1'42.700 P	26.529	16.769	31.960	27.442	197.4	11	1'47.852 *	26.39 *	16.522	31.464	33.471	208.0	
7	1'52.771	30.456	16.522	31.817	33.976	209.3	12	1'44.170 P	26.861	16.757	31.907	28.645	206.5	
8	<b>1'45.962</b>	26.065	16.119	30.949	32.829	213.4	13	1'50.194	29.177	16.311	31.577	33.129	210.5	
9	<b>1'47.363</b>	26.301	16.349	31.389	33.324	208.8	14	<b>1'51.543</b>	25.910	16.107	35.223	34.303	213.4	
10	<b>1'46.853</b>	26.137	16.382	31.231	33.103	208.4	15	<b>1'46.126</b>	26.061	16.051	31.100	32.914	211.7	
11	1'42.950 P	27.096	16.778	32.033	27.043	201.8	16	<b>1'46.057</b>	25.933	16.154	31.143	32.827	212.5	
12	2'02.265	33.384	17.320	35.180	36.381	183.6	17	<b>1'47.730</b>	26.188	16.466	31.705	33.371	213.0	
13	<b>1'45.797</b>	25.981	16.129	30.901	32.786	212.5								
14	<b>1'45.964</b>	25.939	16.136	30.988	32.901	213.4								
15	<b>1'48.370</b>	26.142	16.165	32.589	33.474	213.8								
<b>7th</b>	<b>43</b>	<b>Xavier ARTIGAS</b>			Leopard Racing		SPA							
		Runs=4	Total laps=14	Full laps=8										
1	2'59.036	29.099	16.569	31.861	33.715	211.3								
2	<b>1'47.335</b>	26.261	16.320	31.352	33.402	212.5								
3	<b>1'47.564</b>	26.355	16.271	31.592	33.346	216.4								
4	<b>1'47.004</b>	26.101	16.173	31.488	33.242	216.4								
5	1'43.303 P	26.645	16.531	31.948	28.179	208.0								
6	1'52.299	30.182	16.790	31.870	33.457	210.1								
7	<b>1'47.204</b>	26.255	16.379	31.246	33.324	209.3								
8	1'45.036 P	26.649	16.941	31.795	29.651	207.2								
9	1'46.933 P	31.595	16.547	31.695	27.096	209.7								
10	1'51.501	29.086	16.611	32.062	33.742	207.6								
11	<b>1'53.342</b>	26.068	16.235	36.683	34.356	211.7								
12	<b>1'46.453</b>	26.019	16.194	31.309	32.931	212.5								
13	<b>1'45.949</b>	25.886	16.025	31.020	33.018	216.4								
14	<b>1'48.101</b>	26.651	16.364	31.732	33.354	211.3								
<b>8th</b>	<b>24</b>	<b>Tatsuki SUZUKI</b>			SIC58 Squadra Corse		JPN							
		Runs=3	Total laps=13	Full laps=6										
1	3'25.601	29.845	17.047	32.005	33.599	206.5								
2	<b>1'47.485</b>	26.367	16.512	31.287	33.319	209.7								
3	<b>1'47.286</b>	26.388	16.320	31.256	33.322	210.1								
4	1'49.439 *	26.306	16.315	33.445 *	33.373	210.9								
5	1'47.609 P	27.426	17.551	33.642	28.990	191.8								
6	1'50.832 *	28.875	16.711	31.501	33.745 *	208.0								
7	<b>1'46.215</b>	26.047	16.090	31.117	32.961	212.1								
8	1'44.772 P	26.470	16.812	31.226	30.264	207.2								
9	1'48.978 *	28.261	16.367	31.225	33.125 *	210.1								
10	<b>1'46.032</b>	26.013	16.093	30.875	33.051	213.4								
11	<b>1'46.558</b>	25.942	16.040	31.458	33.118	210.9								
12	1'46.231 *	26.23 *	16.085	30.987	32.926	214.2								
13	<b>1'58.684</b>	33.392	18.036	32.090	35.166	201.1								
<b>9th</b>	<b>2</b>	<b>Gabriel RODRIGO</b>			Indonesian Racing Gr		ARG							
		Runs=3	Total laps=17	Full laps=8										
1	3'32.275	31.243	16.808	32.352	33.942	210.9								
2	1'49.514 *	27.10 *	16.512	32.035	33.865	209.7								
3	<b>1'48.566</b>	26.705	16.658	31.658	33.545	208.8								
<b>10th</b>	<b>71</b>	<b>Ayumu SASAKI</b>			Red Bull KTM Tech 3		JPN							
		Runs=3	Total laps=15	Full laps=7										
1	2'14.638	30.039	16.768	32.173	34.036	209.3								
2	<b>1'48.618</b>	26.634	16.527	31.721	33.736	208.8								
3	<b>1'48.459</b>	26.620	16.598	31.562	33.679	208.8								
4	<b>1'47.974</b>	26.410	16.574	31.391	33.599	208.8								
5	<b>1'47.734</b>	26.406	16.460	31.349	33.519	210.1								
6	1'47.716 P	28.014	17.105	32.643	29.954	202.2								
7	1'49.501	28.336	16.417	31.351	33.397	211.3								
8	1'46.791 *	26.16 *	16.228	31.241	33.158	213.0								
9	1'49.114 *	27.19 *	16.500	31.643	33.772	210.1								
10	1'44.603 P	26.533	16.446	31.863	29.761	209.7								
11	1'50.547	29.171	16.528	31.444	33.404	210.1								
12	<b>1'47.031</b>	26.084	16.284	31.569	33.094	212.1								
13	<b>1'46.078</b>	26.092	16.070	30.944	32.972	215.1								
14	1'51.177 *	30.099	16.280	31.421	33.377 *	213.8								
15	<b>1'46.977</b>	25.981	16.148	31.235	33.613	212.1								
<b>11th</b>	<b>92</b>	<b>Yuki KUNII</b>			Honda Team Asia		JPN							
		Runs=3	Total laps=16	Full laps=8										
1	3'19.663	31.193	16.892	32.072	34.667	205.7								
2	<b>1'48.975</b>	26.869	16.609	31.711	33.786	206.8								
3	<b>1'48.659</b>	26.698	16.545	31.618	33.798	207.6								
4	1'48.169 *	26.581	16.524	31.679 *	33.385	213.0								
5	1'47.699 *	26.39 *	16.434	31.589	33.282	211.7								
6	<b>1'47.782</b>	26.352	16.358	31.577	33.495	212.1								
7	1'44.820 P	27.068	16.758	31.972	29.022	207.6								
8	1'57.191 *	30.232	17.951	32.021 *	36.987 *	196.0								
9	<b>1'46.814</b>	26.195	16.196	31.182	33.241	210.9								
10	<b>1'46.917</b>	26.202	16.269	31.221	33.225	208.8								
11	1'43.039 P	26.229	16.245	31.305	29.260	208.8								
12	1'49.803	28.771	16.416	31.520	33.096	208.4								
13	<b>1'51.742</b>	26.037	16.165	31.512	38.028	211.3								
14	<b>1'46.194</b>	26.049	16.123	31.031	32.991	212.1								
15	<b>1'46.091</b>	26.090	16.145	30.916	32.940	214.7								
16	1'47.972 *	26.244	16.229	31.770	33.729 *	213.0								
<b>12th</b>	<b>50</b>	<b>Jason DUPASQUIE</b>			CarXpert PruestelGP		SWI							
		Runs=3	Total laps=14	Full laps=8										
1	3'01.738	29.357	16.775	32.025	33.762	206.8								
2	<b>1'48.589</b>	26.667	16.540	31.808	33.574	208.0								

**Fastest Lap:** Andrea MIGNO Rivacold Snipers Tea ITA **1'44.988** 25.668 15.948 30.782 32.590

These data/results cannot be reproduced, stored and/or transmitted in whole or in part by any manner of electronic, mechanical, photocopying, recording, broadcasting or otherwise now known or herein after developed without the previous express consent by the copyright owner, except for reproduction in daily press and regular printed publications on sale to the public within 60 days of the event related to those data/results and always provided that copyright symbol appears together as follows below.  
© DORNA, 2021

# Free Practice Nr. 3

# Moto3

Lap	Lap Time	T1	T2	T3	T4	Speed	Lap	Lap Time	T1	T2	T3	T4	Speed
3	<b>1'48.320</b>	26.557	16.477	31.605	33.681	208.8	6	1'49.059 P	26.582	16.684	31.929	33.864	206.5
4	<b>1'47.559</b>	26.455	16.336	31.490	33.278	210.9	7	1'58.147 *	33.298	16.748	31.801	36.300*	206.1
5	1'43.460 P	26.588	16.567	32.432	27.873	208.0	8	<b>1'48.669</b>	26.496	16.534	31.801	33.838	206.5
6	1'53.302	32.175	16.653	31.453	33.021	212.1	9	<b>1'50.615</b>	26.688	16.737	33.427	33.763	205.3
7	<b>1'47.455</b>	26.234	16.228	31.448	33.545	213.4	10	<b>1'48.364</b>	26.540	16.565	31.642	33.617	207.2
8	<b>1'48.469</b>	26.917	16.752	31.416	33.384	201.4	11	1'45.783 P	26.911	16.959	32.366	29.547	202.2
9	<b>1'46.855</b>	26.182	16.289	31.207	33.177	211.7	12	1'50.143	29.159	16.428	31.388	33.168	210.1
10	1'44.546 P	27.443	16.609	31.855	28.639	204.1	13	<b>1'51.291</b>	26.072	16.260	31.081	37.878	210.9
11	1'57.595	30.849	17.272	34.850	34.624	191.1	14	<b>1'46.854</b>	26.230	16.210	31.177	33.237	210.9
12	<b>1'46.616</b>	26.143	16.114	31.196	33.163	213.4	15	<b>1'46.267</b>	26.062	16.173	31.023	33.009	210.9
13	<b>1'46.209</b>	26.115	16.030	31.223	32.841	216.8	16	<b>1'47.435</b>	26.064	16.133	31.561	33.677	214.2
14	1'46.742 *	26.14*	16.115	31.166	33.317*	213.8							

**13th 23 Niccolò ANTONELL** Avintia Esponsorama ITA  
Runs=3 Total laps=15 Full laps=7

1	3'33.344	34.317	16.809	33.955	33.774	208.8
2	<b>1'52.398</b>	26.476	16.363	35.920	33.639	213.0
3	<b>1'47.388</b>	26.489	16.397	31.346	33.156	211.3
4	1'46.858 *	26.154	16.290	31.206	33.208*	212.5
5	<b>1'47.282</b>	26.497	16.329	31.291	33.165	210.9
6	1'47.526 *	26.241*	16.320	31.646	33.320*	209.7
7	1'42.002 P	26.531*	16.371	31.515	27.580	209.3
8	1'50.859	29.712	16.526	31.346	33.275	208.4
9	<b>1'46.450</b>	26.061	16.306	31.121	32.962	210.5
10	<b>1'46.346</b>	26.054	16.286	31.049	32.957	210.9
11	<b>1'46.217</b>	26.013	16.271	31.017	32.916	211.7
12	1'42.796 P	26.667	16.606	32.070	27.453	202.2
13	1'55.092	34.958	16.279	31.047	32.808	213.4
14	<b>1'47.818</b>	27.009	16.460	31.332	33.017	209.3
15	1'46.272 *	25.886	16.086	31.013	33.287*	213.0

**14th 6 Ryusei YAMANAKA** CarXpert PruestelGP JPN  
Runs=3 Total laps=15 Full laps=6

1	3'16.792	33.412	17.148	33.164	34.295	205.3
2	<b>1'48.953</b>	26.694	16.398	32.137	33.724	212.1
3	<b>1'48.443</b>	26.515	16.493	31.698	33.737	209.3
4	1'49.006 *	26.611	16.522	32.207*	33.666	209.3
5	1'48.249 *	26.361*	16.353	31.783	33.745	210.1
6	1'44.838 P	26.482	16.675	31.914	29.767	205.7
7	1'52.320	29.309	16.615	32.162	34.234	208.4
8	1'47.605 *	26.229	16.401	31.507	33.468*	208.8
9	<b>1'47.770</b>	26.329	16.400	31.528	33.513	210.5
10	<b>1'47.743</b>	26.400	16.193	31.517	33.633	211.7
11	1'44.090 P	26.459	16.550	31.684	29.397	205.7
12	1'55.240	30.137	17.166	34.128	33.809	189.8
13	1'47.327 *	26.236	16.304	31.546	33.241*	208.8
14	<b>1'46.218</b>	26.025	16.197	31.183	32.813	212.1
15	<b>1'46.401</b>	26.117	16.210	31.087	32.987	210.5

**15th 19 Andi Farid IZDIHAR** Honda Team Asia INA  
Runs=3 Total laps=16 Full laps=10

1	3'16.473	34.350	19.358	33.140	34.211	187.5
2	<b>1'48.445</b>	26.711	16.448	31.596	33.690	210.1
3	<b>1'47.711</b>	26.587	16.358	31.422	33.344	210.1
4	1'51.410 *	26.977	17.448	33.248*	33.737	202.2
5	<b>1'47.412</b>	26.273	16.314	31.242	33.583	211.3

**16th 37 Pedro ACOSTA** Red Bull KTM Ajo SPA  
Runs=3 Total laps=13 Full laps=5

1	2'53.690	30.616	17.435	32.665	34.496	205.3
2	<b>1'48.906</b>	26.631	16.608	32.000	33.667	207.2
3	<b>1'48.675</b>	26.593	16.622	31.786	33.674	206.8
4	3'26.822 P	26.453	16.494	2'14.300	29.575	208.0
5	1'52.051	29.871	16.970	31.652	33.558	204.9
6	<b>1'46.595</b>	26.068	16.300	31.053	33.174	209.7
7	<b>1'47.902</b>	26.511	16.371	31.426	33.594	208.8
8	1'48.336 *	27.70*	16.307	31.212	33.109	209.3
9	1'41.354 P	26.455	16.622	31.626	26.651	205.7
10	1'59.443	33.654	17.786	32.432	35.571	187.5
11	<b>1'46.295</b>	26.044	16.172	30.915	33.164	208.8
12	1'52.552 *	31.885	16.281	31.348	33.038*	209.7
13	1'47.099 *	25.987	16.215	31.421	33.476*	209.7

**17th 99 Carlos TATAY** Avintia Esponsorama SPA  
Runs=3 Total laps=18 Full laps=13

1	2'11.790	30.345	16.881	32.404	34.287	204.9
2	<b>1'48.595</b>	26.656	16.512	31.632	33.795	206.8
3	<b>1'47.532</b>	26.405	16.316	31.416	33.395	209.7
4	<b>1'47.449</b>	26.231	16.316	31.412	33.490	210.1
5	<b>1'47.243</b>	26.162	16.419	31.293	33.369	207.2
6	<b>1'47.297</b>	26.230	16.412	31.284	33.371	207.2
7	1'44.649 P	26.261	16.498	33.701	28.189	206.8
8	1'51.702	29.657	16.731	31.776	33.538	205.3
9	<b>1'47.035</b>	26.211	16.372	31.238	33.214	207.6
10	<b>1'46.770</b>	26.025	16.289	31.118	33.338	210.1
11	<b>1'46.570</b>	26.073	16.264	31.097	33.136	210.1
12	1'43.138 P	26.988	16.742	31.922	27.486	204.5
13	1'51.931	30.130	16.403	31.810	33.588	210.9
14	<b>1'46.315</b>	26.013	16.176	31.055	33.071	212.1
15	<b>1'46.361</b>	25.922	16.170	31.222	33.047	209.7
16	<b>1'46.362</b>	25.883	16.294	31.121	33.064	208.4
17	<b>1'46.477</b>	25.963	16.262	31.156	33.096	209.3
18	<b>1'46.884</b>	26.086	16.328	31.307	33.163	208.4

**18th 82 Stefano NEPA** BOE Owlride ITA  
Runs=3 Total laps=13 Full laps=4

1	3'34.004	30.174	16.805	32.717	39.297	208.0
2	1'51.723 *	26.659	16.355	34.055	34.654*	210.9
3	<b>1'47.889</b>	26.623	16.366	31.520	33.380	212.5
4	1'47.591 *	26.46*	16.313	31.518	33.298	210.9
5	<b>1'47.627</b>	26.455	16.278	31.476	33.418	210.9

**Fastest Lap:** Andrea MIGNO Rivacold Snipers Tea ITA **1'44.988** 25.668 15.948 30.782 32.590

These data/results cannot be reproduced, stored and/or transmitted in whole or in part by any manner of electronic, mechanical, photocopying, recording, broadcasting or otherwise now known or herein after developed without the previous express consent by the copyright owner, except for reproduction in daily press and regular printed publications on sale to the public within 60 days of the event related to those data/results and always provided that copyright symbol appears together as follows below.  
© DORNA, 2021

# Free Practice Nr. 3

# Moto3

Lap	Lap Time	T1	T2	T3	T4	Speed	Lap	Lap Time	T1	T2	T3	T4	Speed
6	1'47.579	26.406	16.340	31.466	33.367	210.9	9	1'48.828	26.755	16.603	31.872	33.598	206.5
7	1'45.027 P	27.247	17.090	32.541	28.149	204.5	10	1'48.889	26.811	16.575	31.934	33.569	207.2
8	1'54.214	31.205	16.411	32.531	34.067	210.9	11	1'42.918 P	26.66*	16.588	32.041	27.625	207.2
9	1'48.495 *	26.63*	16.452	31.645	33.760	209.7	12	2'05.733	34.917	17.411	33.803	39.602	186.5
10	1'44.120 P	27.067	16.658	31.876	28.519	208.0	13	1'46.492	26.169	16.128	31.253	32.942	215.5
11	1'54.716	31.700	16.648	32.369	33.999	209.7	14	1'51.961	29.892	16.265	32.497	33.307	210.9
12	1'46.344	26.090	16.212	31.016	33.026	210.5	15	1'46.870 *	26.131	16.173	31.356*	33.210	212.1
13	1'50.250 *	26.13*	17.327	32.556*	34.232	210.1							

## 19th 7 Dennis FOGGIA Leopard Racing ITA

Runs=3	Total laps=16	Full laps=8				
1	2'58.590	29.695	16.680	31.988	33.507	209.7
2	1'47.468	26.472	16.309	31.401	33.286	212.5
3	1'47.378	26.486	16.332	31.360	33.200	212.1
4	1'47.403	26.344	16.303	31.459	33.297	212.5
5	1'42.026 P	26.883	16.386	31.546	27.211	213.8
6	1'52.254	30.607	16.607	31.751	33.289	209.7
7	1'46.718 *	26.211	16.259	31.235	33.013*	210.9
8	1'53.110 *	27.02*	17.855	31.837	36.397	203.0
9	1'46.771	26.273	16.179	31.355	32.964	213.0
10	1'46.805	26.269	16.199	31.278	33.059	213.0
11	1'42.982 P	26.493	16.383	31.784	28.322	210.9
12	1'52.413	29.581	16.541	32.148	34.143	210.9
13	1'49.240 *	26.25*	16.212	32.777	33.996	214.7
14	1'46.462	26.120	16.092	31.294	32.956	213.4
15	1'46.377	26.183	16.238	31.080	32.876	211.3
16	1'46.374	26.074	16.224	31.158	32.918	210.5

## 20th 28 Izan GUEVARA Solunion GASGAS As SPA

Runs=3	Total laps=15	Full laps=7				
1	3'26.943	30.551	17.335	32.572	34.161	202.6
2	1'48.926	26.885	16.476	31.938	33.627	214.7
3	1'48.514	26.613	16.408	31.892	33.601	213.4
4	1'48.738 *	26.673	16.450	31.843*	33.772	210.9
5	1'48.178	26.629	16.444	31.589	33.516	210.5
6	1'45.599 P	27.376	16.965	32.567	28.691	205.3
7	1'51.247 *	29.495	16.614	31.568	33.570*	209.7
8	1'46.471	26.163	16.188	31.093	33.027	213.0
9	1'48.584	26.407	16.521	32.036	33.620	209.7
10	1'47.456	26.266	16.242	31.584	33.364	213.4
11	1'41.592 P	26.234	16.319	31.439	27.600	211.7
12	1'59.281	33.100	17.954	33.390	34.837	180.3
13	1'47.272 *	26.205	16.105	31.247	33.715*	214.7
14	1'46.997	26.181	16.259	31.295	33.262	211.3
15	1'53.903 *	26.745	16.457	36.133*	34.568	210.1

## 21st 52 Jeremy ALCOBA Indonesian Racing Gr SPA

Runs=3	Total laps=15	Full laps=6				
1	3'20.874	29.574	16.725	33.028	33.859	208.0
2	1'48.526 *	26.72*	16.492	31.837	33.470	210.5
3	1'47.772	26.503	16.338	31.534	33.397	211.3
4	1'48.110 *	26.631	16.497	31.681*	33.301	209.7
5	1'47.756 *	26.53*	16.380	31.590	33.255	210.1
6	1'47.757	26.425	16.317	31.562	33.453	210.9
7	1'45.451 P	28.347	16.444	31.761	28.899	208.4
8	1'52.563	29.669	16.743	32.242	33.909	206.1

## 22nd 11 Sergio GARCIA Solunion GASGAS As SPA

Runs=3	Total laps=13	Full laps=6				
1	3'26.863	29.988	16.751	32.259	33.748	210.1
2	1'48.585	26.693	16.618	31.708	33.566	211.7
3	1'48.871	26.682	16.566	31.857	33.766	211.3
4	1'45.002 P	27.900	16.624	32.098*	28.380	210.1
5	1'52.835	32.480	16.455	30.991	32.909	209.3
6	1'49.554	25.893	16.282	31.234	36.145	212.1
7	1'46.658	26.030	16.242	31.160	33.226	214.7
8	1'47.154 *	26.15*	16.424	31.204	33.373	210.1
9	1'43.054 P	26.285	16.679	31.906	28.184	209.3
10	2'04.044	36.906	18.439	33.358	35.341	191.8
11	1'48.251	26.068	16.182	32.829	33.172	212.1
12	1'48.690	26.109	16.094	31.285	35.202	215.1
unfinished	25.981	16.007			216.4	

## 23rd 31 Adrian FERNANDEZ Sterilgarda Max Racin SPA

Runs=3	Total laps=14	Full laps=4				
1	3'15.945	33.805	18.099	33.247	34.397	205.3
2	1'49.883 *	26.934	16.719	32.291	33.939*	209.3
3	1'48.886 *	26.74*	16.583	31.898	33.661*	207.2
4	1'48.854 *	26.634	16.469	32.056*	33.695	210.1
5	1'47.320 P	26.535	16.467	33.859	30.459	209.7
6	1'52.150	29.870	16.741	32.029	33.510	210.1
7	1'47.649	26.317	16.372	31.717	33.243	211.3
8	1'51.790	26.345	16.616	32.124	36.705	210.9
9	1'44.229 P	26.468	16.431	31.792	29.538	210.1
10	1'52.393	29.301	16.505	32.231	34.356	211.3
11	1'52.556	26.036	16.159	34.669	35.692	216.0
12	1'46.975 *	26.209	16.149	31.581	33.036*	213.8
13	1'46.470 *	26.085	16.068	31.145	33.172*	215.1
14	1'47.338	26.127	16.214	31.542	33.455	214.2

## 24th 54 Riccardo ROSSI BOE Owlride ITA

Runs=4	Total laps=14	Full laps=5				
1	3'34.257	30.035	16.746	32.747	39.415	208.8
2	1'52.411 *	26.748	16.374	33.367	35.922*	210.5
3	1'48.228	26.624	16.424	31.648	33.532	208.4
4	1'48.054	26.437	16.375	31.708	33.534	208.8
5	1'47.838	26.384	16.416	31.584	33.454	207.2
6	1'48.095 *	26.45*	16.514	31.608	33.515	206.8
7	1'46.903 P	28.176	17.328	32.997	28.402	197.0
8	1'56.380	29.722	16.667	31.808	38.183	208.4
9	1'47.692	26.303	16.235	31.557	33.597	213.4
10	1'47.354	26.202	16.346	31.508	33.298	207.6
11	1'44.136 P	28.071	16.417	32.009	27.639	209.7
12	1'46.070 P	28.805	16.470	31.775	29.020	207.6
13	1'56.780	31.617	18.286	32.676	34.201	190.8

**Fastest Lap:** Andrea MIGNO Rivacold Snipers Tea ITA **1'44.988** 25.668 15.948 30.782 32.590

These data/results cannot be reproduced, stored and/or transmitted in whole or in part by any manner of electronic, mechanical, photocopying, recording, broadcasting or otherwise now known or herein after developed without the previous express consent by the copyright owner, except for reproduction in daily press and regular printed publications on sale to the public within 60 days of the event related to those data/results and always provided that copyright symbol appears together as follows below.  
© DORNA, 2021



## Free Practice Nr. 3

Moto3

Lap	Lap Time	T1	T2	T3	T4	Speed	Lap	Lap Time	T1	T2	T3	T4	Speed				
14	1'47.180 *	26.078	16.299	31.511*	33.292	207.6	16	1'48.128 *	26.551	16.320	31.414	33.843*	212.1				
<b>25th 73 Maximilian KOFLER</b> CIP Green Power AUT							17	<b>1'48.096</b>	26.553	16.262	31.694	33.587	213.8				
Runs=3 Total laps=16 Full laps=9							<b>28th 55 Romano FENATI</b> Sterilgarda Max Racin ITA										
1	2'47.800	30.254	17.374	33.055	35.183	205.3	1	3'43.804	29.841	16.835	32.143	34.033	206.1				
2	<b>1'51.319</b>	27.316	16.978	32.343	34.682	205.3	2	<b>1'49.480</b>	26.593	16.491	31.661	34.735	207.6				
3	<b>1'50.147</b>	26.948	16.776	32.080	34.343	206.8	3	<b>2'52.434</b>	1'30.264	16.764	31.866	33.540	206.5				
4	<b>1'49.373</b>	26.734	16.712	31.911	34.016	205.3	4	1'58.749 P	31.448	17.361	40.205	29.735	196.7				
5	<b>1'51.838</b>	27.188	17.708	33.013	33.929	174.7	5	2'01.510 P	29.463	16.765	31.877	43.405	205.7				
6	<b>1'49.543</b>	26.815	16.616	31.972	34.140	207.2	6	1'54.745 P	29.735	16.625	32.027	36.358	206.1				
7	<b>1'49.322</b>	26.791	16.698	31.768	34.065	205.3	<b>PIT</b>						32.175	16.712	45.969	29.138	203.7
8	1'48.961 *	26.76*	16.685	31.774	33.739	205.7											
9	1'45.391 P	26.93*	16.725	32.403	29.326	204.5											
10	1'56.551 *	31.444	16.920	32.529	35.658*	208.0											
11	<b>1'47.558</b>	26.341	16.249	31.457	33.511	211.7											
12	1'48.319 *	26.386	16.601	31.591	33.741*	207.6											
13	1'43.302 P	26.928	16.680	32.194	27.500	206.5											
14	1'58.007	32.191	17.316	32.903	35.597	198.1											
15	<b>1'47.398</b>	26.272	16.284	31.216	33.626	211.7											
16	<b>1'49.286</b>	26.446	16.490	32.662	33.688	210.1											
<b>26th 20 Lorenzo FELLON</b> SIC58 Squadra Corse FRA																	
Runs=3 Total laps=15 Full laps=8																	
1	3'32.382	33.767	16.859	32.654	33.898	207.2											
2	<b>1'49.331</b>	27.085	16.472	31.793	33.981	208.8											
3	<b>1'48.942</b>	26.858	16.635	31.706	33.743	210.9											
4	<b>1'48.240</b>	26.697	16.462	31.574	33.507	210.5											
5	<b>1'47.990</b>	26.463	16.392	31.606	33.529	209.3											
6	<b>1'48.384</b>	26.552	16.584	31.641	33.607	211.3											
7	1'44.728 P	26.564	16.492	32.691	28.981	206.5											
8	2'02.883	28.903	16.543	31.604	45.833	209.3											
9	1'47.788 *	26.612	16.447	31.334	33.395*	208.8											
10	3'15.073 P	1'58.638	16.674	32.146	27.615	206.8											
11	1'48.747	27.312	16.423	31.499	33.513	208.4											
12	<b>1'49.243</b>	26.638	16.584	31.623	34.398	209.7											
13	<b>1'47.427</b>	26.199	16.327	31.487	33.414	209.3											
14	<b>1'47.541</b>	26.289	16.352	31.329	33.571	208.4											
15	1'48.626 *	26.36*	16.647	31.503	34.115	206.5											
<b>27th 27 Kaito TOBA</b> CIP Green Power JPN																	
Runs=3 Total laps=17 Full laps=8																	
1	2'52.578	31.285	17.010	33.116	36.033	205.3											
2	<b>1'50.105</b>	27.150	16.846	32.092	34.017	204.9											
3	<b>1'48.854</b>	26.718	16.454	31.843	33.839	211.3											
4	1'48.536 *	26.60*	16.371	31.909	33.647	210.5											
5	<b>1'48.629</b>	26.647	16.578	31.912	33.492	205.7											
6	<b>1'48.622</b>	26.548	16.438	31.827	33.809	208.4											
7	1'51.362 *	26.87*	16.699	32.087	35.699	204.5											
8	<b>1'49.293</b>	26.826	16.724	31.909	33.834	204.5											
9	1'51.058 *	26.75*	16.687	31.883	35.736	204.9											
10	1'44.597 P	26.867	16.690	31.999	29.041	204.9											
11	1'56.456 *	31.829	16.917	32.301	35.409*	206.5											
12	<b>1'49.620</b>	26.486	16.567	32.193	34.374	206.8											
13	<b>1'47.563</b>	26.461	16.379	31.474	33.249	209.3											
14	1'45.040 P	26.53*	17.190	33.018	28.301	182.4											
15	2'01.210 *	35.319	17.645	33.876	34.370*	198.1											

**Fastest Lap:** Andrea MIGNO Rivacold Snipers Tea ITA **1'44.988** 25.668 15.948 30.782 32.590

These data/results cannot be reproduced, stored and/or transmitted in whole or in part by any manner of electronic, mechanical, photocopying, recording, broadcasting or otherwise now known or herein after developed without the previous express consent by the copyright owner, except for reproduction in daily press and regular printed publications on sale to the public within 60 days of the event related to those data/results and always provided that copyright symbol appears together as follows below.  
© DORNA, 2021

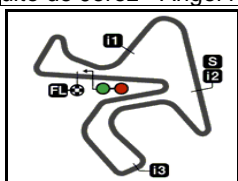
Official MotoGP Timing by TISSOT  
www.motogp.com

Jerez de la Frontera, Saturday, May 01, 2021

Page 5 of 5







4423 m.

# GRAN PREMIO RED BULL DE ESPAÑA

## Free Practice Nr. 3

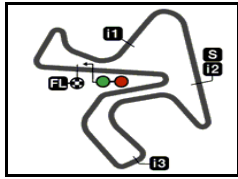
### Best Partial Times

*IT* Ideal Lap Time, sum of the best partial times

*BT* Best Lap Time

T1		T2		T3		T4				IT		BT	
Pos	Rider	Time	Rider	Time	Rider	Time	Rider	Time	Pos	Rider	IT	BT	
1	A.MIGNO	25.668	A.MIGNO	15.948	D.BINDER	30.773	A.MIGNO	32.590	1	A.MIGNO	1'44.988	1'44.988	(1)
2	D.BINDER	25.814	S.GARCIA	16.007	A.MIGNO	30.782	D.ÖNCÜ	32.663	2	D.ÖNCÜ	1'45.314	1'45.566	(2)
3	D.ÖNCÜ	25.816	D.ÖNCÜ	16.015	F.SALAC	30.800	J.MASIA	32.786	3	D.BINDER	1'45.513	1'45.662	(4)
4	J.MCPHEE	25.880	J.MCPHEE	16.021	D.ÖNCÜ	30.820	J.MCPHEE	32.808	4	J.MCPHEE	1'45.558	1'45.598	(3)
5	C.TATAY	25.883	X.ARTIGAS	16.025	J.MCPHEE	30.849	N.ANTONELLI	32.808	5	F.SALAC	1'45.670	1'45.795	(5)
6	N.ANTONELLI	25.886	D.BINDER	16.030	T.SUZUKI	30.875	R.YAMANAKA	32.813	6	J.MASIA	1'45.745	1'45.797	(6)
7	X.ARTIGAS	25.886	J.DUPASQUIER	16.030	J.MASIA	30.901	G.RODRIGO	32.827	7	T.SUZUKI	1'45.783	1'46.032	(8)
8	S.GARCIA	25.893	T.SUZUKI	16.040	P.ACOSTA	30.915	J.DUPASQUIER	32.841	8	N.ANTONELLI	1'45.793	1'46.217	(13)
9	F.SALAC	25.901	G.RODRIGO	16.051	Y.KUNII	30.916	F.SALAC	32.859	9	S.GARCIA	1'45.800	1'46.658	(22)
10	G.RODRIGO	25.910	A.FERNANDEZ	16.068	A.SASAKI	30.944	D.FOGGIA	32.876	10	X.ARTIGAS	1'45.862	1'45.949	(7)
11	J.MASIA	25.939	A.SASAKI	16.070	S.GARCIA	30.991	D.BINDER	32.896	11	G.RODRIGO	1'45.888	1'46.057	(9)
12	T.SUZUKI	25.942	N.ANTONELLI	16.086	N.ANTONELLI	31.013	S.GARCIA	32.909	12	A.SASAKI	1'45.967	1'46.078	(10)
13	A.SASAKI	25.981	D.FOGGIA	16.092	S.NEPA	31.016	T.SUZUKI	32.926	13	Y.KUNII	1'46.016	1'46.091	(11)
14	P.ACOSTA	25.987	I.GUEVARA	16.105	X.ARTIGAS	31.020	X.ARTIGAS	32.931	14	R.YAMANAKA	1'46.118	1'46.218	(14)
15	R.YAMANAKA	26.025	F.SALAC	16.110	A.IZDIHAR	31.023	Y.KUNII	32.940	15	D.FOGGIA	1'46.122	1'46.374	(19)
16	A.FERNANDEZ	26.036	J.MASIA	16.119	C.TATAY	31.055	J.ALCOBA	32.942	16	J.DUPASQUIE	1'46.152	1'46.209	(12)
17	Y.KUNII	26.037	Y.KUNII	16.123	D.FOGGIA	31.080	A.SASAKI	32.972	17	C.TATAY	1'46.155	1'46.315	(17)
18	A.IZDIHAR	26.062	J.ALCOBA	16.128	R.YAMANAKA	31.087	A.IZDIHAR	33.009	18	P.ACOSTA	1'46.183	1'46.295	(16)
19	D.FOGGIA	26.074	A.IZDIHAR	16.133	I.GUEVARA	31.093	S.NEPA	33.026	19	A.IZDIHAR	1'46.227	1'46.267	(15)
20	R.ROSSI	26.078	C.TATAY	16.170	G.RODRIGO	31.100	I.GUEVARA	33.027	20	S.NEPA	1'46.344	1'46.344	(18)
21	S.NEPA	26.090	P.ACOSTA	16.172	A.FERNANDEZ	31.145	C.TATAY	33.047	21	I.GUEVARA	1'46.388	1'46.471	(20)
22	J.DUPASQUIER	26.115	R.YAMANAKA	16.193	J.DUPASQUIER	31.166	P.ACOSTA	33.109	22	J.ALCOBA	1'46.454	1'46.492	(21)
23	J.ALCOBA	26.131	S.NEPA	16.212	M.KOFLER	31.216	A.FERNANDEZ	33.243	23	A.FERNANDEZ	1'46.492	1'47.338	(23)
24	I.GUEVARA	26.163	R.ROSSI	16.235	J.ALCOBA	31.253	K.TOBA	33.249	24	R.ROSSI	1'47.113	1'47.354	(24)

These data/results cannot be reproduced, stored and/or transmitted in whole or in part by any manner of electronic, mechanical, photocopying, recording, broadcasting or otherwise now known or herein after developed without the previous express consent by the copyright owner, except for reproduction in daily press and regular printed publications on sale to the public within 60 days of the event related to those data/results and always provided that copyright symbol appears together as follows below.  
© DORNA, 2021



4423 m.

**GRAN PREMIO RED BULL DE ESPAÑA**

**Free Practice Nr. 3**

**Best Partial Times**

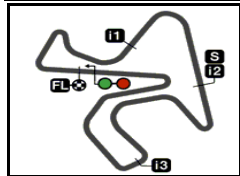
*IT* Ideal Lap Time, sum of the best partial times

*BT* Best Lap Time

		<b>T1</b>		<b>T2</b>		<b>T3</b>		<b>T4</b>					
<i>Pos</i>	<i>Rider</i>	<i>Time</i>	<i>Rider</i>	<i>Time</i>	<i>Rider</i>	<i>Time</i>	<i>Rider</i>	<i>Time</i>	<i>Rider</i>	<i>Pos</i>	<i>Rider</i>	<i>IT</i>	<i>BT</i>
25	L.FELLON	26.199	M.KOFLER	16.249	L.FELLON	31.329	R.ROSSI	33.292		25	<b>M.KOFLER</b>	1'47.248	1'47.398 (25)
<b>26</b>	<b>M.KOFLER</b>	<b>26.272</b>	<b>K.TOBA</b>	<b>16.262</b>	<b>K.TOBA</b>	<b>31.414</b>	<b>L.FELLON</b>	<b>33.414</b>		26	<b>L.FELLON</b>	1'47.269	1'47.427 (26)
27	K.TOBA	26.461	L.FELLON	16.327	R.ROSSI	31.508	M.KOFLER	33.511		27	<b>K.TOBA</b>	1'47.386	1'47.563 (27)
<b>28</b>	<b>R.FENATI</b>	<b>26.593</b>	<b>R.FENATI</b>	<b>16.491</b>	<b>R.FENATI</b>	<b>31.661</b>	<b>R.FENATI</b>	<b>33.540</b>		28	<b>R.FENATI</b>	1'48.285	1'49.480 (28)

These data/results cannot be reproduced, stored and/or transmitted in whole or in part by any manner of electronic, mechanical, photocopying, recording, broadcasting or otherwise now known or herein after developed without the previous express consent by the copyright owner, except for reproduction in daily press and regular printed publications on sale to the public within 60 days of the event related to those data/results and always provided that copyright symbol appears together as follows below.  
© DORNA, 2021






4423 m.

## GRAN PREMIO RED BULL DE ESPAÑA

### Free Practice Nr. 3

### Fastest Laps Sequence

<i>Practice Time</i>	 <i>Rider</i>	<i>Nation</i>	<i>Motorcycle</i>	<i>Time</i>	<i>Km/h</i>	<i>Rider's Lap</i>
<b>4'00.121</b>	53 Deniz ÖNCÜ	TUR	KTM	<b>1'47.306</b>	148.3	2
<b>5'47.064</b>	53 Deniz ÖNCÜ	TUR	KTM	<b>1'46.943</b>	148.8	3
<b>9'22.704</b>	53 Deniz ÖNCÜ	TUR	KTM	<b>1'46.495</b>	149.5	5
<b>19'36.461</b>	24 Tatsuki SUZUKI	JPN	HONDA	<b>1'46.215</b>	149.9	7
<b>21'52.890</b>	5 Jaume MASIA	SPA	KTM	<b>1'45.962</b>	150.2	8
<b>35'03.425</b>	53 Deniz ÖNCÜ	TUR	KTM	<b>1'45.566</b>	150.8	13
<b>38'01.585</b>	16 Andrea MIGNO	ITA	HONDA	<b>1'45.405</b>	151.0	14
<b>39'46.573</b>	16 Andrea MIGNO	ITA	HONDA	<b>1'44.988</b>	151.6	15

These data/results cannot be reproduced, stored and/or transmitted in whole or in part by any manner of electronic, mechanical, photocopying, recording, broadcasting or otherwise now known or herein after developed without the previous express consent by the copyright owner, except for reproduction in daily press and regular printed publications on sale to the public within 60 days of the event related to those data/results and always provided that copyright symbol appears together as follows below.

© DORNA, 2021

Official MotoGP Timing by TISSOT  
www.motogp.com

Jerez de la Frontera, Saturday, May 01, 2021

